

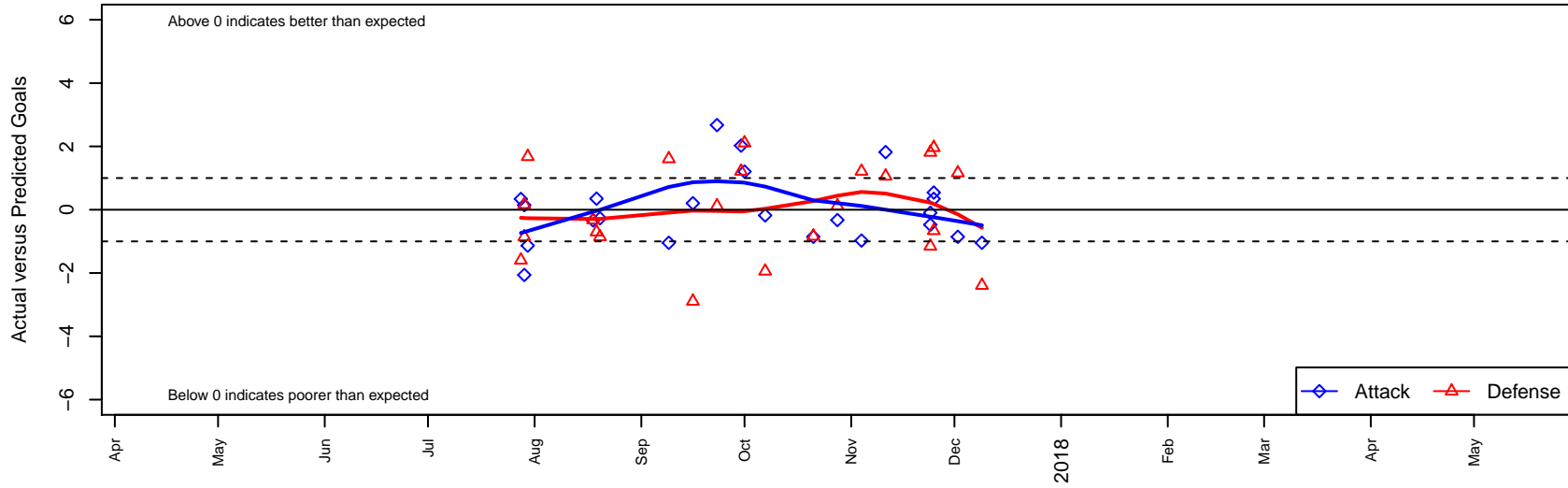
NSC Blitz Black B05

Northshore SC
 Woodinville, WA
 B05 total strength=472
 attack=0.35 defense=0.29
 fall league = NPSL DIVISION 3 (05) U13

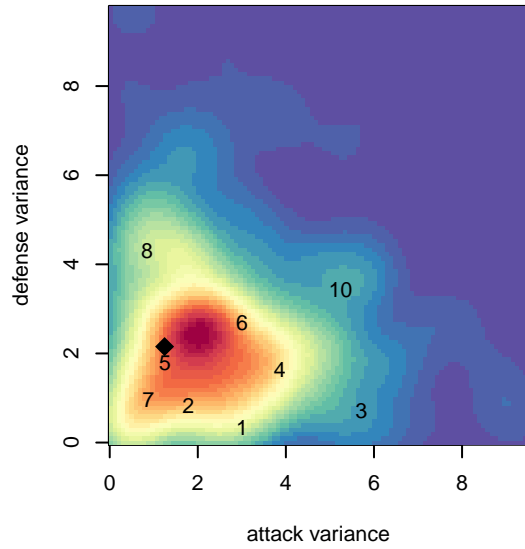
alt names used:
 NSC B05 BLITZ (USA)
 NSC B05 Black – Blitz
 NSC B05 Blitz
 NSC B05 Blitz

Venues played:
 2017 Crossfire Select U13 Silver
 2017 Bigfoot Silver U13
 2017 NPSL DIVISION 3 (05) U13
 2017 Cranberry Cup U13

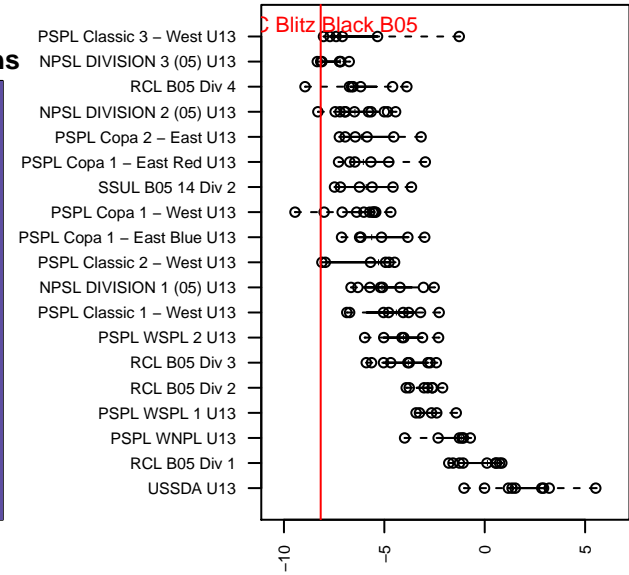
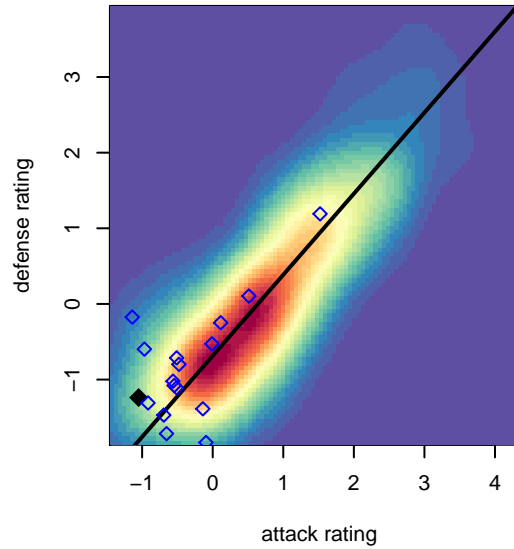
NSC Blitz Black B05
 Dots are actual minus expected GF (blue circles) and GA (red triangles).
 Blue line is smoothed change in attack strength. Red is smoothed change in defense strength.



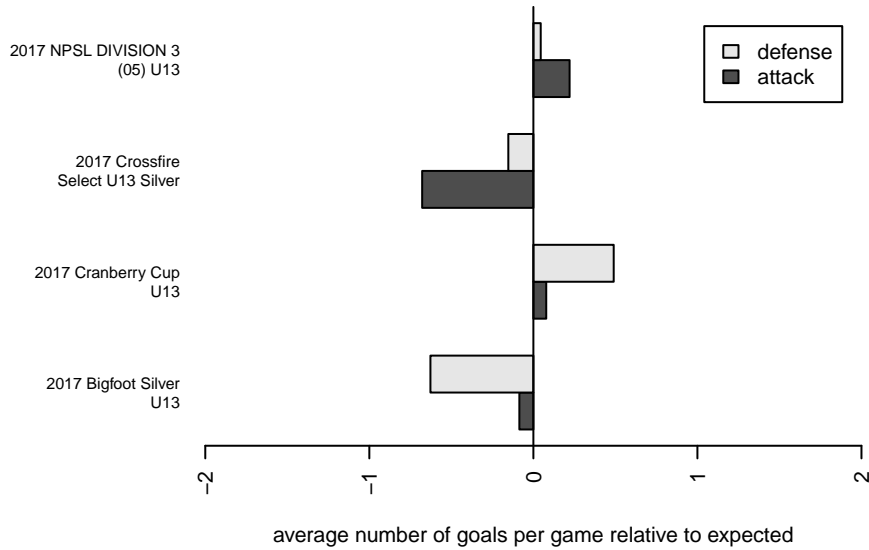
**attack and defense variance (black dot)
relative to other teams
and top 10 in region**



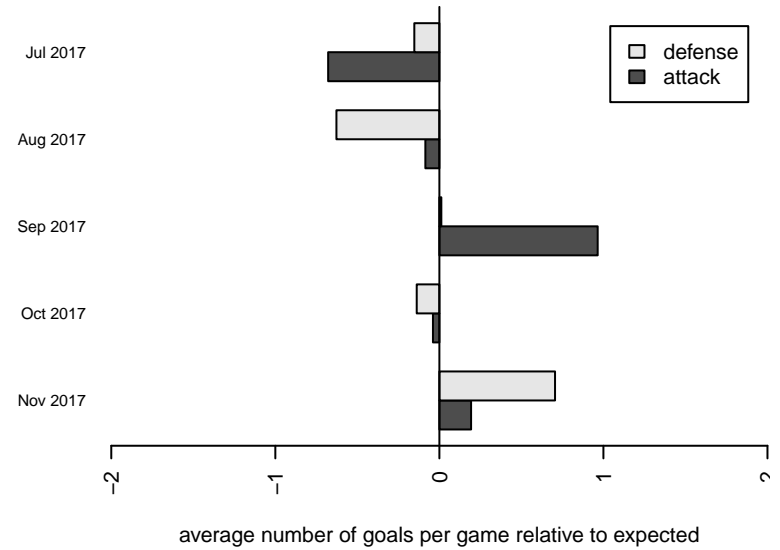
**attack and defense rating
relative to others at age
and all opponents in last 13 months**



Performance relative to 13 month average



Performance relative to 13 month average



date	home		away		venue	pred.home	pred.away
2017-12-09	Lake Hills Blue Devils B05	4	NSC Blitz Black B05	1	2017 NPSL DIVISION 3 (05) U13	1.61	2.04
2017-12-02	NSC Blitz Black B05	0	Whatcom Rangers White B05	1	2017 NPSL DIVISION 3 (05) U13	0.86	2.16
2017-11-25	NSC Blitz Black B05	1	Irish Lions B05	0	2017 Cranberry Cup U13	0.66	1.96
2017-11-25	NSC Blitz Black B05	1	NSC Synergy White B05	2	2017 Cranberry Cup U13	0.46	1.34
2017-11-24	Crossfire Select Zlateff B05	2	NSC Blitz Black B05	0	2017 Cranberry Cup U13	3.81	0.48
2017-11-24	PCE Real B05	16	NSC Blitz Black B05	0	2017 Cranberry Cup U13	14.85	0.10
2017-11-11	IFC Red B05	1	NSC Blitz Black B05	3	2017 NPSL DIVISION 3 (05) U13	2.06	1.18
2017-11-04	NSC Blitz Black B05	0	FME Xtreme B05	1	2017 NPSL DIVISION 3 (05) U13	0.97	2.21
2017-10-28	NSC Blitz Black B05	1	Highline SA B05	1	2017 NPSL DIVISION 3 (05) U13	1.33	1.12
2017-10-21	Whatcom Rangers White B05	3	NSC Blitz Black B05	0	2017 NPSL DIVISION 3 (05) U13	2.16	0.86
2017-10-07	NSC Blitz Black B05	1	IFC Red B05	4	2017 NPSL DIVISION 3 (05) U13	1.18	2.06
2017-10-01	Bellevue United Select B05	0	NSC Blitz Black B05	2	2017 NPSL DIVISION 3 (05) U13	2.11	0.80
2017-09-30	FME Xtreme B05	1	NSC Blitz Black B05	3	2017 NPSL DIVISION 3 (05) U13	2.21	0.97
2017-09-23	Highline SA B05	1	NSC Blitz Black B05	4	2017 NPSL DIVISION 3 (05) U13	1.12	1.33
2017-09-16	NSC Blitz Black B05	1	Bellevue United Select B05	5	2017 NPSL DIVISION 3 (05) U13	0.80	2.11
2017-09-09	NSC Blitz Black B05	1	Lake Hills Blue Devils B05	0	2017 NPSL DIVISION 3 (05) U13	2.04	1.61
2017-08-20	NSC Blitz Black B05	1	Silver FC B05	4	2017 Bigfoot Silver U13	1.27	3.14
2017-08-19	Southlake Select Red B05	4	NSC Blitz Black B05	1	2017 Bigfoot Silver U13	3.30	0.65
2017-08-18	Snohomish United Red B05	6	NSC Blitz Black B05	0	2017 Bigfoot Silver U13	5.68	0.34
2017-07-30	ISC Gunners Select B05	0	NSC Blitz Black B05	0	2017 Crossfire Select U13 Silver	1.68	1.13
2017-07-29	NSC Blitz Black B05	0	South Whidbey Tsunami B05	4	2017 Crossfire Select U13 Silver	2.06	3.14
2017-07-29	NSC Blitz Black B05	1	Whatcom Rangers White B05	2	2017 Crossfire Select U13 Silver	0.86	2.16
2017-07-28	Newport FC Predators B05	4	NSC Blitz Black B05	1	2017 Crossfire Select U13 Silver	2.41	0.66